

# Derry City & Strabane District Council Food Waste Recycling

## Your food waste collection service



Derry City & Strabane  
District Council  
Comhairle  
Chathair Dhoire &  
Cheantar an tSratha Báin  
Derry Citty & Strabane  
Districk Council


1

### Why are we making changes?


We are making changes to the way your food waste is collected so that you can recycle more and we can process it in a more environmentally acceptable way.




#### You should have received the following:



Large Caddy



Small caddy



Corn starch liners

If you have not received these please call: ☎ 0287 1374 107

#### What happens to your food waste?



Your food waste is taken to a special processing plant where it is recycled into compost which is used on farms and community gardens.

By recycling your food waste you will reduce the amount of food in landfill sites. Rotting food in landfill produces methane gas which contributes to climate change and, as the cost of sending food waste to landfill is increasing, you will help the Council and its residents save money too.

2

### How do I use my food caddy?




1

Line your caddy with a corn starch liner and fill it with food waste.  
**Do not use plastic bags.**



2

When it is full tie the liner and put it in your larger caddy.



3

Keep your larger caddy outside and out of direct sunlight. To help stop pests lock the outside bin by moving the handle forward.

3


### What can I put in my caddy?

You can put any raw or cooked food in your caddy.  
You can even scrape uneaten food straight into your caddy.


- ✓ Meat and fish - raw and cooked including bones.
- ✓ Fruit and vegetables - raw and cooked.
- ✓ All dairy products such as eggs and cheese.
- ✓ Bread, cakes and pastries.
- ✓ Rice, pasta and beans.
- ✓ Uneaten food from your plates and dishes.
- ✓ Tea bags and coffee grounds.



food waste




dairy




fish



fruit & vegetables



meat & bones



bread & pastries



tea & coffee grounds

#### No Thanks

Please do not put any of these materials in your caddy.

- ✗ Packaging of any sort.
- ✗ Plastic bags.
- ✗ Liquids.
- ✗ Oil or liquid fat.

IF IN DOUBT  
PHONE AND  
FIND OUT

**Please remember** - If you already compost at home please keep composting your uncooked vegetable and fruit peelings in your compost bin or heap. For more information on how to start composting at home please see overleaf.



## 4

## Collections

We will collect your food waste every week on the same day as your normal waste and recycling collections.

Please put your food caddy, with the handle in the locked position, at the edge of your property or at the back of the footpath – with your other waste or recycling.



Your food waste collection day is the same day as your normal bin day

Make sure your bin is out by 7.30 am



7:30am

If you have any queries contact us:  
Recycling Helpline  
0287 1374 107

Please keep this somewhere safe

## 5

## Tips for recycling food waste



Make sure your food waste caddy is out for collection by 7:30am on your collection day and can be seen

Please keep for reference



Tie your corn starch liner to keep your food waste caddy clean. Remember to keep good hygiene by washing

need more liners?

If you need more corn starch liners leave a note for our collection staff or give us a call



For practical advice on how to reduce food waste, and save up to £50 per month on your food bill,

This information is available upon request in a number of formats including large print, Braille, PDF, audio formats (CD, MP3, DAISY) and minority languages.

For further information on alternative formats please contact  
Tel 028 71 253253 text phone: 028 7137 6646  
or e-mail [equality@derrystrabane.com](mailto:equality@derrystrabane.com)

Recycling Helpline  
0287 1374 107  
[www.derrystrabane.com/recycle](http://www.derrystrabane.com/recycle)

## 6

## Frequently Asked Questions

Q

Why are we doing this?

A

Approximately 38% of the waste in an average household bin is food waste. When it decomposes in a landfill site it produces methane gas which contributes to climate change.

Q

Will the food in my caddy smell?

A

Not if you empty your small food caddy regularly into the outside caddy and tie up the corn starch liners. Your food waste caddy will have a sealable and lockable lid which will stop smells and vermin getting in.

Q

I don't have time to do this – why should I?

A

It is important to reduce the amount of food waste going to landfill as it generates methane, a powerful green house gas. It's easy, all you need to do is follow the instructions in this leaflet.

Q

Can I use plastic bags to line my caddy?

A

No, the corn starch liners decompose, plastic bags don't. If you run out of corn starch liners, leave a note for our collection staff asking for more and use a sheet of newspaper to line your caddy temporarily.

## 7

## Home Composting

Using compost on your garden will improve the quality and structure of your soil and will help you to grow healthy plants and tasty fruit and vegetables. Composting at home is quick and easy; whether you have a small courtyard or a large garden there is a compost bin to suit your needs.

For advice on composting at home

call 0845 600 0323  
or visit:  
[recyclenow.com/compost](http://recyclenow.com/compost)

 **recycle**  
compost at home

